

Galaxy PW

20 to 200 kVA



Power protection for your high and medium-power applications and elimination of harmonics

Galaxy PW, three-phase double conversion UPSs from 20 to 200 kVA.

▶ **Meeting all your expectations**

Thanks to modular design and a wide array of options, Galaxy PW UPSs can perfectly match your present and future needs for battery backup time, power, redundancy and harmonic control.

▶ **Making your life easier**

With Galaxy PW, you can be sure of an optimum layout, simplified installation and easy operation and maintenance.

▶ **Emphasising dialogue**

The user interfaces are designed to make your UPS simple, secure and easy to monitor.

▶ **Providing total solutions**

You also benefit from the guarantee of a world leader in power protection and complete customer services around the world.

www.mgeups.com


M G E
UPS SYSTEMS

Nothing will stop you now

THE MERLIN GERIN KNOW-HOW

Maximum flexibility to meet all your needs

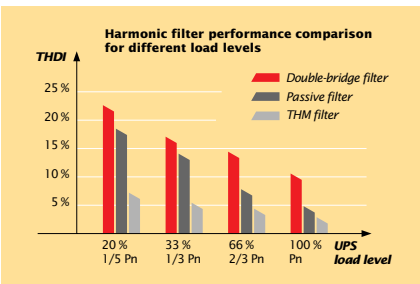
- ▶ Up to eight hours of backup time
- ▶ Modular design for easy capacity or availability upgrades:
 - parallel connection of up to four UPSs;
 - hot standby redundancy;
 - source redundancy with the Galaxy STS (Static Transfer Switch) and the synchronisation module.
- ▶ Small footprint (the harmonic filter can be integrated in the 1900 mm high cabinet).
- ▶ Wide input-voltage range limiting the number of transfers to battery power.
- ▶ Suitable for non-linear loads.
- ▶ 100% compatible with engine generator sets (soft start, etc.).



Harmonic management and savings

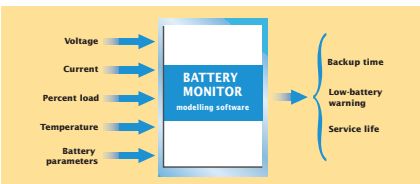
When associated with a UPS, the THM concept constitutes a complete harmonic management solution.

- ▶ Upstream power factor > 0.95.
- ▶ Increased cos φ.
- ▶ Reduction in THDI to < 4%.
- ▶ Reduction in rms current by approximately 20%. All the above factors represent energy savings and make it possible to downsize installation components and engine generator sets.



An emphasis on dialogue

- ▶ Multilingual graphical interface for a full understanding of measurements, diagnostics and alarms
- ▶ A wide range of optional equipment and software for perfect adaptation to your environment.



MGE UPS SYSTEMS

140, avenue Jean Kuntzmann
ZIRST - Montbonnot Saint Martin
38334 St Ismier Cedex - France
Tel : (33) (0)4 76 18 30 00

MGE0357UKO

Options

- ▶ Communications cards: SNMP, JBUS/MODBUS, U-Talk, USB or relay card and the MultiSlot communications expansion module.
- ▶ Solution-Pac, Management-Pac and Monitor-Pac software.
- ▶ THM active harmonic filter or passive filter (non-compensated, with or without contactor, or compensated).
- ▶ External isolation transformer for bypass AC input.
- ▶ Back-feed protection.
- ▶ Parallel connection of up to four UPSs.
- ▶ LED-based remote indications unit
- ▶ External bypass (150, 360 and 600 kVA).
- ▶ Synchronisation module.
- ▶ Battery Supervisor
- ▶ Teleservice, etc.

General characteristics

Rated power (kVA for pf = 0.8)	20	30	40	50	60	80	100	120	160	200
Active power (kW)	16	24	32	40	48	64	80	96	128	160
Normal AC input										
Rated voltage	380 V or 400 V or 415 V ± 10% three-phase									
Frequency	50 ou 60 Hz +/- 10%									
Current distortion	THDI < 4% with THM filter									
Power factor	Up to 0.96 with THM filter									
Bypass AC input										
Voltage	380 V or 400 V or 415 V ± 10% three-phase + neutral									
Frequency	50 ou 60 HZ +/- 10%									
Output										
Phase-to-phase voltages	380 V or 400 V or 415 V ± 10% three-phase + neutral									
Frequency	50 ou 60 HZ +/- 0.05%									
Permissible overloads	150% for one minute and 125% for ten minutes									
Voltage distortion	THDU < 1.5% ph/ph, < 2% ph/N for linear loads (1) THDU < 3% ph/ph and ph/N for non-linear loads									
Battery										
Backup time	8, 10, 15, 20, 30, 60 minutes, other values available on request									
Type	Sealed, lead-acid (service life 5, 7 or 10 years)									
Overall efficiency										
Double-conversion mode	Up to 92.5%									
ECO mode	Up to 97%									
Environment										
Heat losses (2) in kW	1.5	2.2	3	3.2	4.1	5.4	7.1	8.9	10.7	14.3
Storage temperature range	- 25° C to + 45° C (with batteries)									
Operating temperature range	0° C to 35° C (40° C for eight hours)									
Noise level (dBA)	58	58	58	60	60	62	64	65	67	68
Standards										
Construction and safety	IEC 62040-1, IEC 60950, EN 50091-1									
Performance and topology	IEC 62040-3, EN 50091-3									
Design and manufacture	ISO 14001, ISO 9001, IEC 60146									
EMC	IEC 62040-2, EN 50091-2 level B									
Certifications and marking	TUV, CE									

(1) As per standards EN 50091-3 and IEC 62040-3.
(2) The losses indicated are those for the cabinets operating at full rated load with the battery float charging.
(3) Not including any built-in options, such as a harmonic filter or a bypass isolation transformer.

Dimensions and weight of Galaxy PW UPS cabinets (Depth 825 mm)										
Rated power	20	30	40	50	60	80	100	120	160	200
Width (mm)	715	715	715	715	715	1015	1015	1015	1215	1215
Height (mm)	1400 ou 1900					1900	1900	1900	1900	1900
Weight (kg)	490	490	490	540	540	800	800	800	1200	1200

Galaxy PW battery cabinet (Depth 825 mm and height 1400 mm)										
10-minute backup time	Width (mm)	715	715	715	715	1015	-	-	-	-
	Weight (kg)	480	500	640	670	820	-	-	-	-
30-minute backup time	Width (mm)	715	1015	1730	1730	2445	-	-	-	-
	Weight (kg)	660	945	1340	1650	2030	-	-	-	-

Galaxy PW battery cabinet (Depth 825 mm and height 1900 mm)										
10-minute backup time	Width (mm)	715	715	715	715	715	1015	1015	1430	1430
	Weight (kg)	500	530	675	690	845	1100	1370	1730	2110
30-minute backup time	Width (mm)	715	715	1430	1430	1730	2030	2030	2745	3045
	Weight (kg)	695	945	1390	1685	1930	2475	2765	3820	4295



As standards, specifications and designs change from time to time, please ask for confirmation of the information given in this publication. Product names mentioned herein may be trademarks and/or registered trademarks of their respective companies. Publication : MGE UPS SYSTEMS - Design : P. Monpays - 06 2000 - Photos : ADN Communications, Gabrielle V. PETSSON, Photodisc.